



WITH OVER

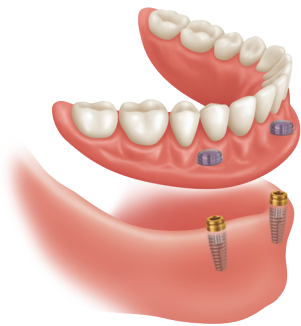
3,813,100

HAPPY, SMILING PATIENTS...
AND COUNTING!



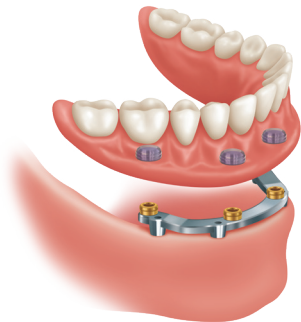
THE MOST TRUSTED OVERDENTURE ATTACHMENT SYSTEM. ZEST LOCATOR®.

With an expected 10,000 baby boomers entering retirement age daily by 2030, the market opportunity for implant-retained overdentures as a treatment model has never been more viable and important. Easy to insert and remove by your patients, the self-aligning Zest LOCATOR Overdenture Attachments are designed with customizable levels of retention, lowest vertical profile, and exceptional durability. Your patients can rest assured that they are getting the best overdenture attachment connection possible.



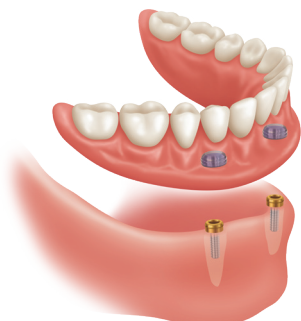
IMPLANT ATTACHMENT

The LOCATOR Implant Attachment is the premier system for implant-retained overdentures. According to recent studies, a two implant-retained overdenture restoration is considered the new minimum standard of care for edentulous patients. With over 280 connections and nearly 100 implant partners, ZEST LOCATOR is the most versatile and flexible attachment system on the market.



BAR ATTACHMENT

When a case calls for a bar attachment, the LOCATOR Bar Attachment provides the self-aligning feature, superb retention, long-lasting durability and low profile design. It also offers three options for the fabrication of a resilient attachment on an implant-supported cast alloy or milled titanium bar.



ROOT ATTACHMENT


Leveraging the natural tooth root when possible can give patients all the benefits you have come to expect and love from LOCATOR attachments. For patients who are unwilling to accept treatment or have financial limitations, this product will introduce them to the benefits of retention vs. traditional dentures. LOCATOR Root attachments give you the choice of straight post and two angles (10 and 20 degrees) to accommodate divergent roots and a special cast-to version and is a great option for bridges or partial dentures.

ONE SYSTEM, MULTIPLE BENEFITS.



PIVOTING TECHNOLOGY

The LOCATOR Male pivots in its permanent Denture Cap for a genuine resilient connection of the prosthesis without any resulting loss of retention. The male remains in static contact with the female socket while the Denture Cap has a full range of rotational movement over the male.



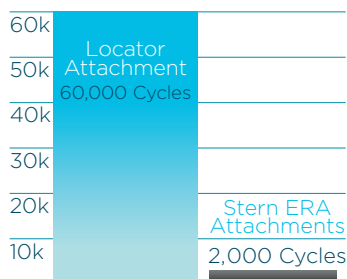
SELF-ALIGNING DESIGN

The self-aligning feature of the LOCATOR Attachment allows a patient to easily seat their overdenture without the need for accurate alignment, and without causing damage to the attachment components. This self-aligning feature also increases the longevity of the LOCATOR. Patients can really bite their dentures into place without harming the attachments.



LOWEST VERTICAL HEIGHT

The LOCATOR Attachment is designed to reduce the height of attachment and abutment on all brands of endosseous implants. With a total attachment height of only 3.17mm (male plus 1mm collar abutment) for an externally hexed implant, the LOCATOR Attachment saves a minimum of 1.68mm to 3.05mm of interocclusal space compared to other implant overdenture attachments.



EXCEPTIONAL DURABILITY

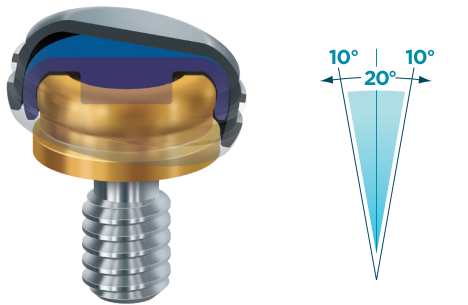
The LOCATOR Attachment has twice the amount of retention surface area than other attachments available. The unique Dual Retention innovation that includes inside and outside retention ensures long-lasting performance, as shown by an independent laboratory test comparing the LOCATOR Attachment to the Stern ERA® Implant Attachment during 60,000 cycles of function.*

**Delsen Testing Laboratories*

VERSATILITY IN RETENTION AND ANGULATION

STANDARD MALES

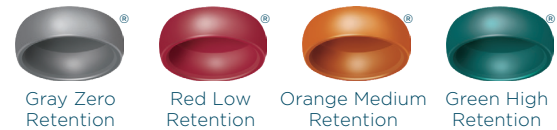
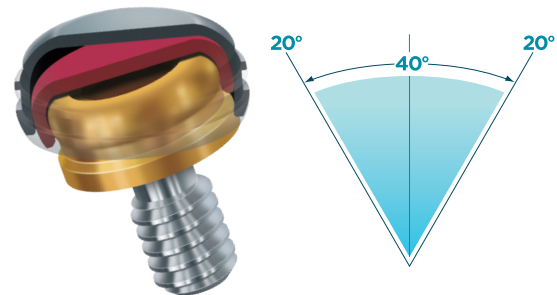
The unique Dual Retention innovation provides the LOCATOR Attachment with a greater retention surface area than ever before available with other attachments.



Dual retention, pivoting action provides resiliency to maximize stability and longevity.

EXTENDED RANGE MALES


Allows you to restore a non-parallel implant with up to 20 degrees of angulation. This calculates to an extensive 40 degrees of divergence between two implants.



Extended Range Male's pivoting action allows for insertion with up to 40° total divergence.

LOCATOR® 3-IN-1 CORE TOOL


This convenient tool is used to carry and place the LOCATOR Abutment, remove the LOCATOR Male, and insert the male into the LOCATOR Denture Cap. Insert drivers for various types of torque wrenches are available to achieve 30N-cm of torque.



1

REMOVAL

The Removal Tool has a sharp edge on the end to engage and remove the male from the Denture Cap.



2

INSERTION

The Insertion Tool is used to seat the LOCATOR Male.



3

PLACEMENT

The LOCATOR Abutment Driver with the Abutment Holder Sleeve carries the abutment securely and places it into the implant.



ZEST DENTAL SOLUTIONS
2875 LOKER AVENUE EAST
CARLSBAD, CA 92010 USA
WWW.ZESTDENT.COM

TOLL FREE: 1.800.262.2310
DIRECT: 1.442.244.4835
FAX: 760.743.7975
EMAIL: SALES@ZESTDENT.COM

DISTRIBUTED BY:

RUNDAS GmbH - www.rundas.de