

LEGACY LOCATOR® COMPARED TO THE NEW LOCATOR R-Tx®

FEATURES	 LOCATOR R-Tx® REMOVABLE ATTACHMENT SYSTEM	 LOCATOR®
Abutment Coating	DuraTec® Titanium Carbon Nitride. Aesthetic pink gingiva color is harder & more wear-resistant.	Titanium Nitride (gold colored).
Drive Mechanism	Standard .050"/1.25mm* hex drive.	Dedicated Core Tool.
Patient Seating	Coronal Abutment dimension Narrower to improve patient alignment & seating.	Coronal portion of the Abutment is wider & more challenging for the patient to orient the seating position.
Attachment Engagement	Always dual engagement using Retention Inserts.	Dual engagement with Standard Inserts; single with Extended Range Inserts.
Angle Correction/ Pivot Function	Maximum 30° per implant.	Maximum 20° per implant with Extended Range Inserts; 10° with Standard Inserts.
Denture Attachment Housing	Anodized titanium (pink) for aesthetics; grooves & flats resist vertical and rotational movement; enhanced pivot function.	Titanium with horizontal grooves to resist vertical movement.
Retention Inserts	Standard and Limited Range Inserts for a customized fit based on patient preferences and needs.	Standard and Extended Range Nylon Inserts; retention level in pounds.
Packaging	Custom all-in-one, double-ended vial packaging.	Components sold in separate packages.



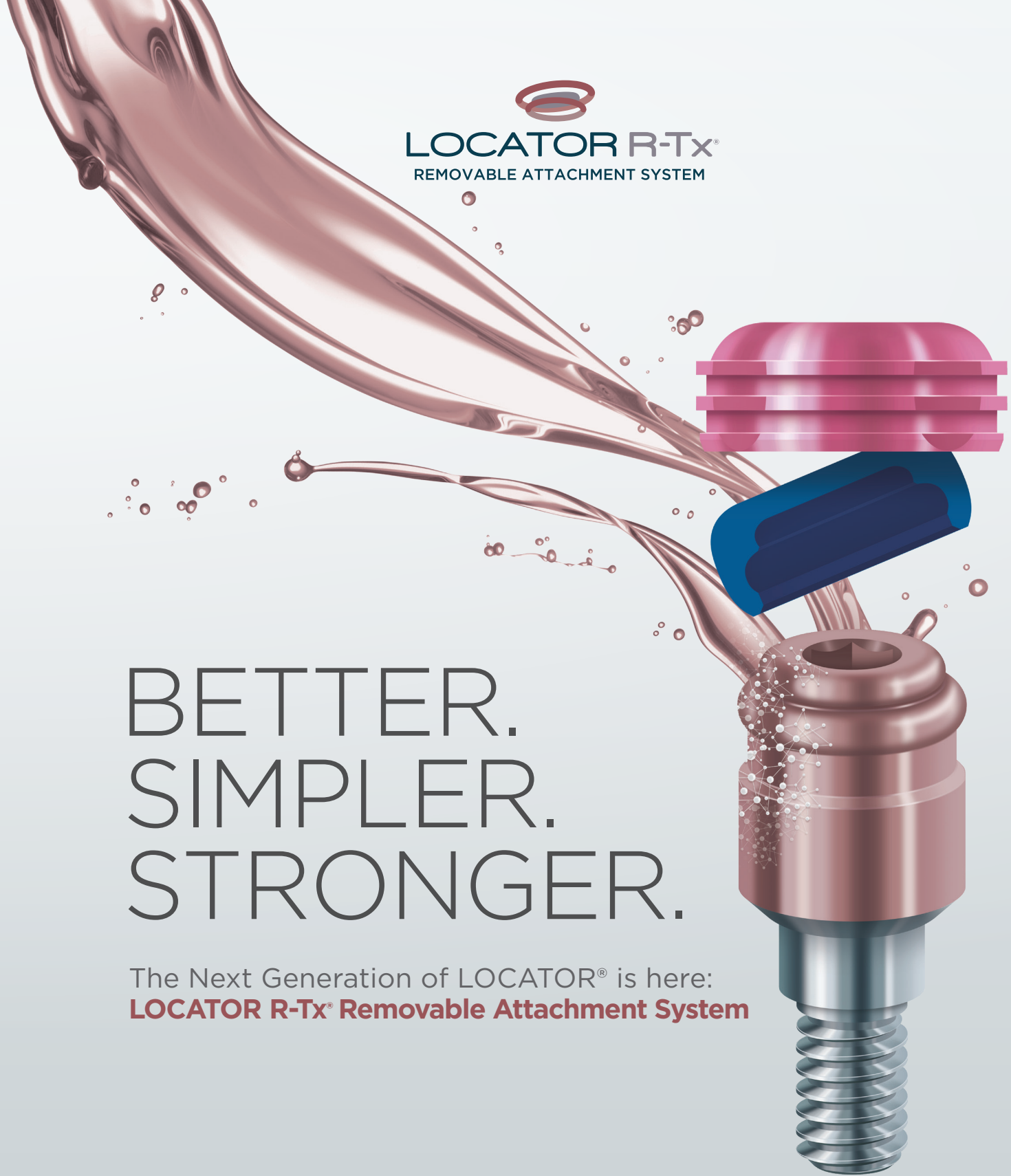
ZEST DENTAL SOLUTIONS
2875 LOKER AVENUE EAST
CARLSBAD, CA 92010
USA

TEL: 800.262.2310
FAX: 760.743.7975
EMAIL: SALES@ZESTDENT.COM
WWW.ZESTDENT.COM



DISTRIBUTED BY:
RUNDAS GmbH - www.rundas.de

*EXCLUDING CONNECTIONS THAT UTILIZE .048" HEX DRIVE MECHANISM. PLEASE CONTACT YOUR IMPLANT COMPANY PROVIDER FOR MORE INFORMATION.
©2022 ZEST Anchors LLC. All rights reserved. DuraTec, LOCATOR, LOCATOR R-Tx, R-Tx, ZEST and Zest Dental Solutions, Color and Shape of Retention Inserts are registered trademarks of ZEST IP Holdings, LLC
¹Data on file, Zest Dental Solutions



BETTER.
SIMPLER.
STRONGER.

The Next Generation of LOCATOR® is here:
LOCATOR R-Tx® Removable Attachment System



THE LOCATOR R-Tx[®] REMOVABLE ATTACHMENT SYSTEM

1 STRONGER, DURATEC[®] ABUTMENT COATING

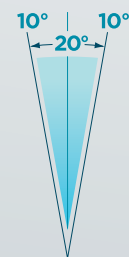
DuraTec is composed of multiple layers of titanium nitride and titanium carbon nitride achieving 30%¹ increase in strength, 25%¹ greater wear resistance, and nearly a 65%¹ reduction in surface roughness.

2 NEW DRIVE MECHANISM

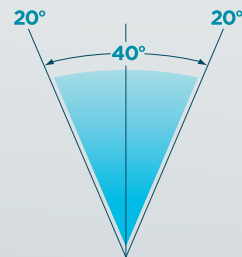
Industry standard .050"/1.25mm* hex drive mechanism simplifies placement. Smaller center cavity reduces area for food and plaque accumulation.

3 EASIER DENTURE SEATING WITH PIVOTING TECHNOLOGY

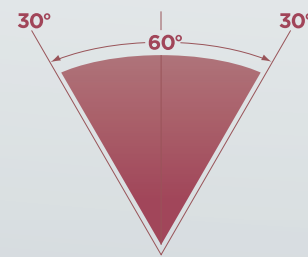
Patented modifications to the Denture Attachment Housing now allow the Housing to pivot up to 30° over the seated LOCATOR R-Tx Nylon Retention Inserts, eliminating the need for pre-angled abutments.



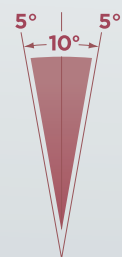
Legacy LOCATOR[®]/
Standard Retention
Insert



Legacy LOCATOR/
Extended Range
Retention Insert



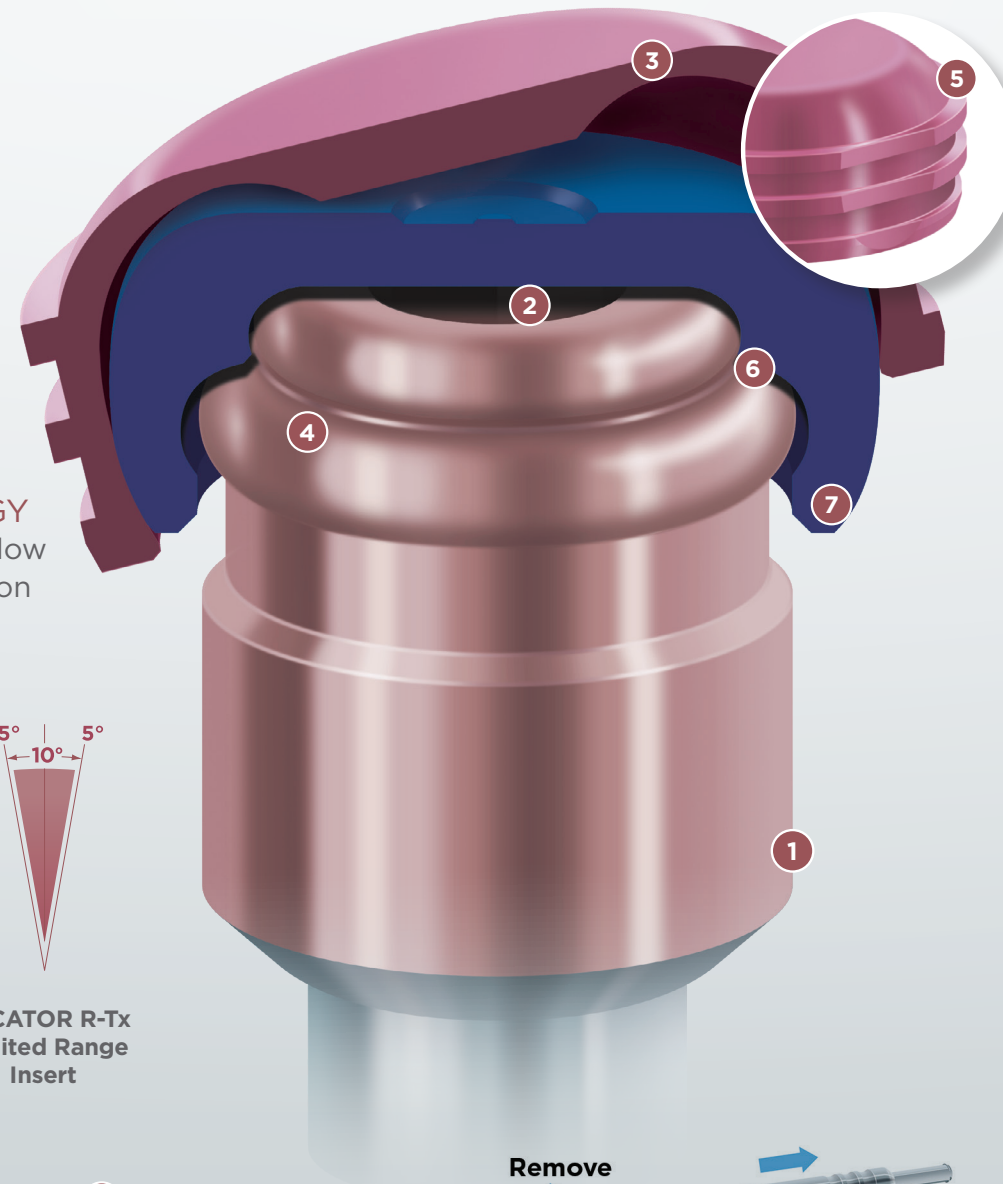
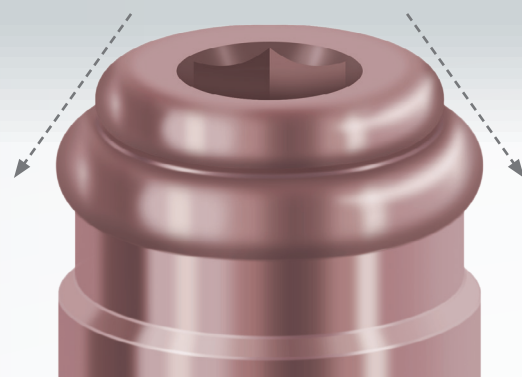
LOCATOR R-Tx
Standard Retention
Insert



LOCATOR R-Tx
Limited Range
Insert

4 NARROWER CORONAL GEOMETRY

The dual engaging geometry of the Abutment offers a narrower leading edge and taper-like effect to allow the patient to more easily align and properly seat the overdenture.



PRACTICAL DENTURE ATTACHMENT HOUSING DESIGN

5 Horizontal grooves and flats resist vertical and rotational movement, and a channel inside the top of the Housing enhances pivot range of motion. New pink anodization improves aesthetics in areas of thin denture acrylic.


EFFICIENT ABUTMENT/INSERT ENGAGEMENT

6 The Nylon Retention Inserts now engage dual retentive surfaces on the exterior of the Abutment. This helps prevent debris and plaque accumulation within the drive mechanism from impacting proper seating.

RETENTION INSERT DESIGN

7 The system now offers two ranges of inserts allowing the clinician to customize retention based on the patients preferences and needs. Both sets offer, Low, Medium and High retention.

STANDARD RANGE INSERTS



LIMITED RANGE INSERTS



Limited Range Inserts are intended for patients with 10 degrees or less of implant divergence, providing a tighter, more secure fit for patients wanting more stability.

8 CONVENIENT ALL-IN-ONE PACKAGING

Custom designed all-in-one, double-ended vial separately holds Abutment and Processing Components providing all the necessary components for the case with one part number.



9 CUSTOM RETENTION INSERT TOOL

Dual-Sided Tool for easy insertion and removal of the LOCATOR R-Tx Retention Insert. Metal slot feature on the back of the Tool allows the clinician to disengage a Retention Insert without the risk of tearing gloves.

